

**MONTHLY TREASURER'S REPORT**  
 BY BRANDY VICK, COUNTY TREASURER,  
 APRIL 2024


	Beginning Balance	Revenues	Disbursements	Transfer In	Transfer Out	Ending Balance	Investments Redeemed	Investments Purchased	Demand Balance	Investment Balance	Total Deposits
Texpool Insurance	\$2,832,108.12	\$12,177.20	\$0.00	\$0.00	\$125,000.00	\$2,719,285.32	\$0.00	\$0.00	\$0.00	\$2,719,285.32	\$2,719,285.32
TexPool Available	\$438,812.65	\$1,938.93	\$0.00	\$5,090.03	\$0.00	\$445,841.61	\$0.00	\$0.00	\$0.00	\$445,841.61	\$445,841.61
TexPool Operating	\$27,123,011.06	\$118,469.20	\$0.00	\$0.00	\$0.00	\$27,241,480.26	\$0.00	\$0.00	\$0.00	\$27,241,480.26	\$27,241,480.26
TexPool Permanent	\$1,132,453.74	\$4,924.14	\$0.00	\$0.00	\$5,090.03	\$1,132,287.85	\$0.00	\$0.00	\$0.00	\$1,132,287.85	\$1,132,287.85
FNB Operating	\$2,455,007.74	\$1,284,524.50	\$1,336,540.13	\$29,217.96	\$584,684.23	\$1,847,525.84	\$0.00	\$0.00	\$1,847,525.84	\$0.00	\$1,847,525.84
FNB Payroll	\$6,245.54	\$9.05	\$583,384.18	\$584,631.68	\$646.93	\$6,855.16	\$0.00	\$0.00	\$6,855.16	\$0.00	\$6,855.16
FNB Insurance	\$108,228.91	\$18,440.38	\$157,969.86	\$125,000.00	\$0.00	\$93,699.43	\$0.00	\$0.00	\$93,699.43	\$0.00	\$93,699.43
FNB Available	\$42,224.10	\$3.70	\$0.00	\$0.50	\$0.00	\$42,228.30	\$0.00	\$0.00	\$42,228.30	\$0.00	\$42,228.30
FNB Permanent	\$6,141.71	\$0.56	\$0.00	\$0.00	\$0.50	\$6,141.77	\$0.00	\$0.00	\$6,141.77	\$0.00	\$6,141.77
FNB IRC/125	\$23,768.87	\$2.08	\$0.00	\$0.00	\$0.00	\$23,770.95	\$0.00	\$0.00	\$23,770.95	\$0.00	\$23,770.95
FNB Holding	\$567,637.37	\$49.77	\$0.00	\$0.00	\$0.00	\$567,687.14	\$0.00	\$0.00	\$567,687.14	\$0.00	\$567,687.14
FNB Water Grants	\$950.00	\$28,571.03	\$0.00	\$0.00	\$28,571.03	\$950.00	\$0.00	\$0.00	\$950.00	\$0.00	\$950.00
FNB Unclaimed	\$15,167.20	\$1.37	\$0.00	\$52.55	\$0.00	\$15,221.12	\$0.00	\$0.00	\$15,221.12	\$0.00	\$15,221.12
<b>Totals</b>	<b>\$34,751,757.01</b>	<b>\$1,469,111.91</b>	<b>\$2,077,894.17</b>	<b>\$743,992.72</b>	<b>\$743,992.72</b>	<b>\$34,142,974.75</b>	<b>\$0.00</b>	<b>\$0.00</b>	<b>2,604,079.71</b>	<b>\$31,538,895.04</b>	<b>\$34,142,974.75</b>


TOTAL INDEBTEDNESS


Investment Register on back


Submitted under the provision of the Local Government Code Section 114.026

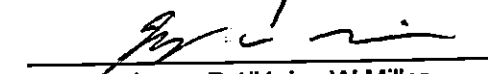
  
 County Judge, Todd Tefeller

  
 Commissioner, Pct#1 Gene Dolle

  
 Commissioner, Pct#2 Dustin Nicholson

  
 Brandy Vick, County Treasurer

  
 Commissioner Pct#3 Michael Ashley

  
 Commissioner, Pct#4 Jay W. Miller

# UPSHUR COUNTY INVESTMENT ACTIVITY

## APRIL 2024

<u>ACCOUNT</u>	<u>AMOUNT</u>	<u>TRANSFERRED OUT</u>	<u>TRANSFERRED IN</u>	<u>EARNED INTEREST</u>
				\$118,469.20
TexPool Operating	\$27,241,480.26			\$12,177.20
TexPool Insurance	\$2,719,285.32			\$4,924.14
TexPool Perm School	\$1,132,287.85	\$5,090.03		\$1,938.93
TexPool Avail School	\$445,841.61		\$5,090.03	\$3.70
FNB Avail	\$42,228.30			\$0.56
FNB Perm	\$6,141.77			\$49.77
FNB Holding	\$567,687.14			\$9.84
FNB Insurance	\$93,699.43			\$243.33
FNB Operating	\$1,847,525.84			
<b>TOTALS</b>	<b>\$34,096,177.52</b>	<b>\$5,090.03</b>	<b>\$5,090.03</b>	<b>\$137,816.67</b>

# UPSHUR COUNTY INVESTMENT ACTIVITY

## APRIL 2024

<u>ACCOUNT</u>	<u>AMOUNT</u>	<u>TRANSFERRED OUT</u>	<u>TRANSFERRED IN</u>	<u>EARNED INTEREST</u>
				\$118,469.20
TexPool Operating	\$27,241,480.26			\$12,177.20
TexPool Insurance	\$2,719,285.32			\$4,924.14
TexPool Perm School	\$1,132,287.85	\$5,090.03		\$1,938.93
TexPool Avail School	\$445,841.61		\$5,090.03	\$3.70
FNB Avail	\$42,228.30			\$0.56
FNB Perm	\$6,141.77			\$49.77
FNB Holding	\$567,687.14			\$9.84
FNB Insurance	\$93,699.43			\$243.33
FNB Operating	\$1,847,525.84			
				\$137,816.67
<b>TOTALS</b>	<b>\$34,096,177.52</b>	<b>\$5,090.03</b>	<b>\$5,090.03</b>	